

**RESOLUTION NO. 5163**

**A RESOLUTION OF THE CITY COUNCIL OF THE CITY OF SOLEDAD  
APPROVING THE TRANSPORTATION SAFETY & INVESTMENT PLAN  
PRESENTED BY THE TRANSPORTATION AGENCY FOR MONTEREY  
COUNTY AND REQUESTING IT TO BE PLACED ON A FUTURE BALLOT**

**WHEREAS**, there is an unfunded need for regional transportation improvements over the next thirty years;

**WHEREAS**, a three eight of one percent (3/8%) sales tax would help fill this unfunded need, leverage additional state and federal funding, provide additional flexibility in times of state and federal funding shortfalls, and provide local control over our ability to meet our transportation needs; and

**WHEREAS**, the Transportation Agency for Monterey County (TAMC) is a Regional Transportation Agency with the power to impose a tax, consistent with conditions and requirements of State law; and

**WHEREAS**, the TAMC Board of Directors is comprised of elected or appointed officials from the cities of Carmel-by-the-Sea, Del Rey Oaks, Gonzales, Greenfield, King City, Marina, Monterey, Pacific Grove, Salinas, Sand City, Seaside, Soledad and the County of Monterey;

**WHEREAS**, the TAMC Board of Directors is proposing to place before the voters a three eight of one percent (3/8%) sales tax for 30 years to fund projects and programs by adoption of a transportation expenditure plan entitled "Transportation Safety & Investment Plan" and

**WHEREAS**, a majority of the cities representing a majority of the population, and the County, must approve the Transportation Safety & Investment Plan before the TAMC Board of Directors can request that the Board of Supervisors of the County of Monterey place the proposal on a future ballot for the voters of Monterey County to consider; and

**WHEREAS**, payment of election costs will be reimbursed from tax revenues should the measure pass, or shared proportionately between the Transportation Agency for Monterey County and each incorporated city and the County of Monterey based on the 60/40% local/regional formula and 50/50% population/lane mile formula to calculate distribution of the local share should the measure not be approved; and

**WHEREAS**, the Transportation Safety and Investment Plan tax is only a funding mechanism, projects using this funding will be thoroughly studied for environmental impacts and the identified environmental mitigations will be included in the project; approval of this Resolution does not constitute approval of a “project” under CEQA; and

**WHEREAS**, in order to assure the public of the City’s intent to use its share of investment tax revenues for local road and safety projects, the City will commit its funding to the planning, designing, and construction of the Pinnacles Parkway Project.

**NOW, THEREFORE, BE IT RESOLVED** that the City Council of the City of Soledad hereby finds as follows:

- a. The City finds that the act of approving the Transportation Safety & Investment Plan itself will have no impact on the environment but that the future discretionary implementation of the transportation projects identified in the Transportation Safety & Investment Plan by the applicable lead agencies for these transportation projects could potentially lead to one or more significant environmental effects and that the lead agencies for such projects will have responsibility to impose such mitigation measures or make such changes or alterations as are within their responsibility and jurisdiction to mitigate identified impacts on the environment to the extent feasible;
- b. The City finds that the Transportation Safety and Investment Plan provides economic, legal, social, technological, and other benefits -- including increased safety, congestion reduction, and meets identified community priorities; and
- c. The City has identified examples of local road maintenance, pothole repairs and safety priority projects that would benefit from the City’s share of the anticipated revenues to be generated by the proposed sales tax; and
- d. The City supports placing the tax contemplated by Transportation Safety and Investment Plan on a future ballot for consideration by the voters of Monterey County.

**BE IT FURTHER RESOLVED** that the City Council of the City of Soledad hereby:

1. Approves the Transportation Safety & Investment Plan as the expenditure plan for Transportation Sales Taxes in Monterey County (Exhibit A);

2. Commits to funding a proportional share of election cost should the tax measure not be approved.
3. Requests that the Board of Supervisors of the County of Monterey approve the placement of the Transportation Safety and Investment Tax on the ballot for consideration by the voters.
4. Adopts the Pinnacles Parkway project for inclusion into the Policies & Project Descriptions for the Transportation Safety & Investment Plan being developed by the Transportation Agency for Monterey County.


**ADOPTED** April 6, 2016 by the City Council of the City of Soledad by the following vote:

**AYES**, and in favor thereof, Councilmembers: Christopher K. Bourke, Mayor Pro Tem Alejandro Chavez, Richard J. Perez, Patricia D. Stephens, and Mayor Fred J. Ledesma

NOES, Councilmembers: None

ABSTAIN, Councilmembers: None

ABSENT, Councilmembers: None

  
\_\_\_\_\_  
FRED J. LEDESMA, Mayor

ATTEST

  
\_\_\_\_\_  
ADELA P. GONZALEZ, City Clerk



# TAMC Board of Directors

## Voting Representatives

County of Monterey Board of Supervisors

City of Carmel-by-the-Sea

City of Del Rey Oaks

City of Gonzales

City of Greenfield

City of King City

City of Marina

City of Monterey

City of Pacific Grove

City of Salinas

City of Sand City

City of Seaside

City of Soledad

## Non-voting Ex-officio Representatives

Association of Monterey Bay Area Governments

Caltrans District 5

City of Watsonville

Monterey Bay Unified Air Pollution Control District

Monterey Regional Airport

Monterey-Salinas Transit




55-B Plaza Circle • Salinas, CA 93901 • [tamcmonterey.org](http://tamcmonterey.org) • (831) 775-0903

March 2016

# Our Plan

## ROADS & POTHOLES




### Taxpayer Safeguards


To ensure proper safeguards for these funds, this Investment Plan will be approved by the County, the cities, and then the voters. Strong taxpayer safeguards have been put in place to ensure that the projects and programs proposed in this balanced plan can be funded over its lifetime. This plan:

- Guarantees that funding raised by the sales tax can only be used for the transportation projects and programs in this investment plan;
- Specifies that the Transportation Agency for Monterey County will oversee the distribution of revenues to the projects and programs in this plan;
- Assures that these local monies cannot be taken and used for other purposes by TAMC or another government agency;
- Appoints an independent Citizens Oversight Committee to assure that revenues are spent according to the plan;
- Requires annual independent audits and reports to the taxpayers;
- Limits the ability to change the programs or projects in the Investment Plan;
- Limits funds for administrative costs; and
- Provides the ability to issue bonds to deliver projects ahead of schedule.

## MOBILITY & ACCESS



## SAFETY & TRAFFIC




## WALKING & BIKING



*Strong taxpayer safeguards ensure that the projects and programs will be funded over the lifetime of the plan.*

# Our Plan

## ROADS & POTHOLES



Local Road Maintenance, Pothole Repairs & Safety  
\$360 million for maintenance of local streets, pothole repairs, and safety improvements.

Transportation for Youth, Seniors, Disabled & Working Families  
Investing in transportation options for older adults to support their ability to live independently in their homes and communities. Also, funding for youth transportation and new bus and vanpool service for workers to reach jobs throughout the region.

## MOBILITY & ACCESS



### Increase Safety and Reduce Traffic Congestion

Constructing regionally significant improvements based on input from key community leaders, the TAMC Board, city managers and mayors. These projects include safety improvements at the top collision locations and/or corridors within the county.

### Make Walking and Biking Safer

Improving the safety and health of children by funding Safe Routes to Schools projects and programs that promote safe walking, bicycling and rides to schools, including transportation to Rancho Cielo. Also includes funding for a safe, paved regional biking and walking path that links California State University Monterey Bay, local schools and residents to parks, shops and jobs in Seaside, Marina, Del Rey Oaks, and Monterey (the Fort Ord Recreational Trail and Greenway).

## SAFETY & TRAFFIC



### Matching Funds

With an approved transportation measure, our County will qualify for State and federal matching funds, essentially doubling our money. Making this investment now in our future transportation needs will help to maintain our quality of life and ensure safer travel for all of Monterey County's residents, workers and visitors.


## WALKING & BIKING



*Making this investment now in our future transportation needs will help to maintain our quality of life and ensure safer travel for all of Monterey County's residents, workers and visitors.*

# \$600 Million Estimated Tax Revenues

## ROADS & POTHOLES



### Road Projects

- \$360 million to Local Road Maintenance, Pothole Repairs & Safety
- \$160 million to Regional Road Safety & Congestion Improvements

### Mobility for All

- \$80 million to Pedestrian & Bike Safety and Mobility Projects

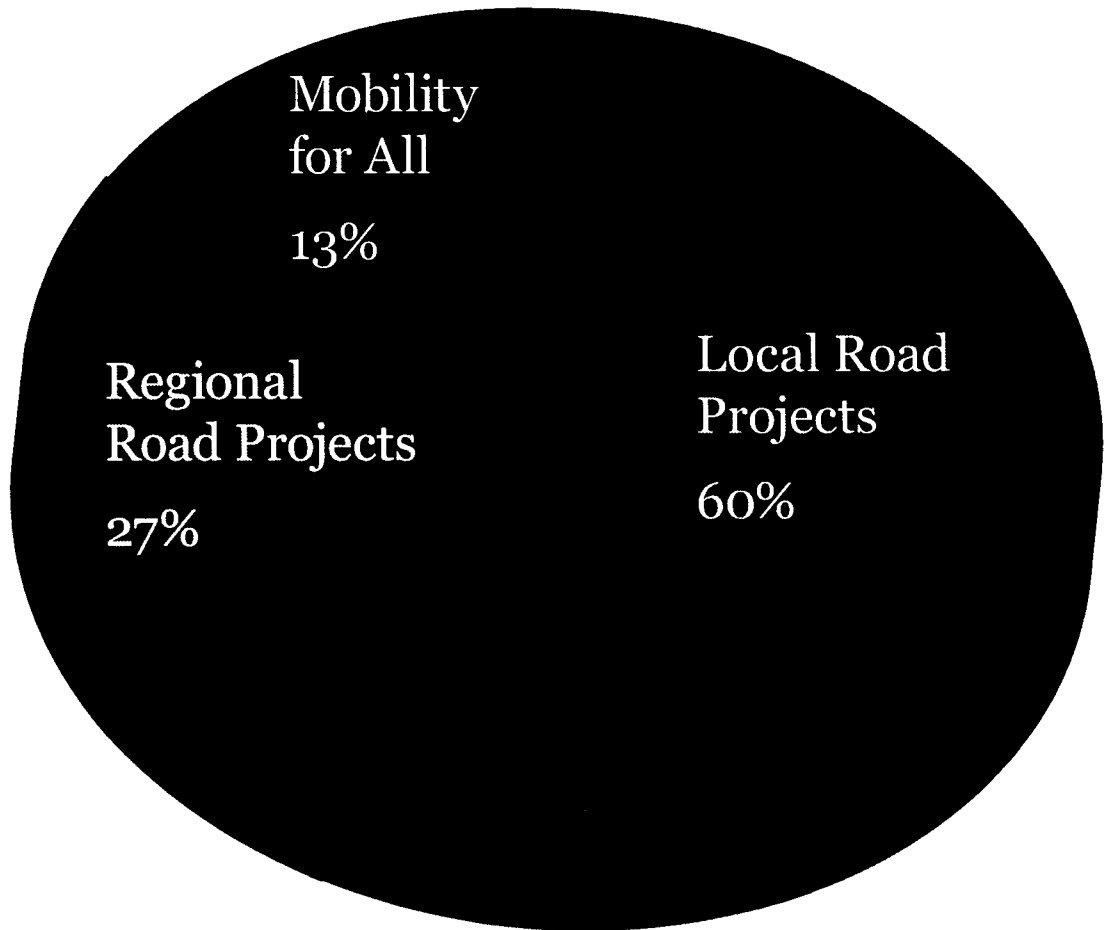
## MOBILITY & ACCESS



## SAFETY & TRAFFIC




## WALKING & BIKING



# Our Plan

## ROADS & POTHOLES



The Transportation Agency for Monterey County's mission is to proactively fund and plan a transportation system that enhances mobility, safety, access, environmental quality and economic activities by investing in regional transportation projects for Monterey County residents, businesses and visitors.


Our Board of Directors is made up of local elected officials who want to make our transportation system better by filling potholes, making our roads safer, and reducing traffic. Representative of the County's diversity, our Board has one elected official from each of our twelve cities, and all five county supervisors.

## MOBILITY & ACCESS



The Transportation Agency for Monterey County, working with our local, state, and federal partners, has made great progress on making our highways safer and reducing traffic, ranging from large projects, such as US 101 at San Juan Road; to rail or bus service; to smaller projects such as neighborhood sidewalks, bicycle paths and bike racks. However, our transportation system in Monterey County is aging and the county roads and city streets are crumbling. There are still significant safety concerns and traffic jams, such as those on Highway 68, Highway 156 and US 101. These issues stifle our regional economy and make it more difficult for our vulnerable populations – the elderly, children and the disabled – to get around.

## SAFETY & TRAFFIC



The challenge facing us is that we have fallen off the fiscal cliff when it comes to transportation revenues. The gas tax hasn't been raised for 20 years, and our cars are more fuel-efficient than ever before. We can't count on the State and federal government to bail us out. Meanwhile, the cost of projects rises with inflation, and road repairs become more expensive the longer we wait. We have over \$2 billion dollars in unfunded road maintenance, safety and traffic reduction needs in Monterey County.

Community leaders have joined with the Transportation Agency for Monterey County to develop this Transportation Safety & Investment Plan, which identifies solutions to regional safety and local road needs of the highest priority.


## WALKING & BIKING



*Community Leaders have joined with the Transportation Agency for Monterey County to develop this Transportation Safety & Investment Plan*

# Our Plan

## ROADS & POTHOLES



Regional Safety, Mobility & Walkability Projects - \$240 million (est.)

- Constructs regionally significant improvements selected based on input from key community leaders, transportation planners and engineers, and your elected representatives.
- Includes traffic flow improvements on Highways 68, 101 and 1.
- Includes safety improvements at the top collision locations and corridors within the county.

## MOBILITY & ACCESS



### Highway & Road Safety \$160 million

Highway 68 Safety & Traffic Flow <i>Salinas to Monterey</i>	\$50 million
US 101 Safety Improvements - South County	\$30 million
State Route 156 Safety Improvements <i>Castroville Boulevard Interchange</i>	\$30 million
Imjin Safety & Traffic Improvements <i>Multimodal Corridor Improvements</i>	\$20 million
Highway 1 Rapid Bus Corridor	\$15 million
Holman Highway 68 Safety & Traffic Flow <i>Monterey to Pacific Grove</i>	\$10 million
Habitat Preservation/Advance Mitigation <i>Habitat Plan and Advance Right-of-way for Projects</i>	\$5 million

## SAFETY & TRAFFIC



### Mobility for All \$80 million

Pedestrian & Bike Safety <i>Fort Ord Regional Trail and Greenway - paved pathway</i>	\$20 million
Transportation for Youth, Seniors Disabled & Working Families <i>Safe Routes to Schools</i>	\$20 million
<i>Senior &amp; Disabled Transportation</i>	\$15 million
<i>Commuter Bus, Salinas Valley Transit Center(s) &amp; Vanpools</i>	\$25 million


## WALKING & BIKING



Visit [tamcmonterey.org](http://tamcmonterey.org) for policies and project descriptions.

# Our Plan

## ROADS & POTHOLES



## MOBILITY & ACCESS



## SAFETY & TRAFFIC



## WALKING & BIKING



### Safety & Investment Plan – \$600 million (est.)

The Safety & Investment Plan is estimated to receive \$20 million per year, or \$600 million total, funded by a 3/8-percent sales tax over 30-years. The revenues are split with 60% dedicated to local road maintenance, pothole repairs and safety projects, and 40% dedicated to regional safety and mobility projects.

#### Local Road Maintenance, Pothole Repairs & Safety – \$360 million (est.)


- Funding is divided among the cities and the County according to the formula 50% population/50% lane miles
- Cities and County select their projects, with Transportation Agency oversight.
- Funding is restricted to expenditures for local road maintenance and safety projects.
- Local safety projects are defined as projects that directly correlate to safety of the user and do not increase motor vehicle lane miles with the exception of the Pinnacles Parkway Connection project.
- Maintenance of prior years' funding levels from other sources is required.

#### Local Road Maintenance, Pothole Repairs & Safety

Jurisdiction	Est. 30-Year Distribution
Carmel	\$4,292,000
Del Rey Oaks	\$1,566,000
Gonzales	\$4,386,000
Greenfield	\$9,131,000
King City	\$8,097,000
Marina	14,370,000
Monterey	\$22,643,000
Pacific Grove	\$12,314,000
Salinas	\$91,383,000
Sand City	\$586,000
Seaside	\$22,193,000
Soledad	\$12,595,000
County Roads	\$156,444,000
<b>Total</b>	<b>\$360,000,000</b>



Keep  
Monterey  
County  
Moving



# Transportation Safety & Investment Plan

